





ADMISSIONS GUIDE

2024 - 2025

BYU
GRADUATE
STUDIES



ENTER TO LEARN. GO FORTH TO SERVE.





BYU Graduate Studies embraces more than just academic grades. Students who show a desire to pursue our mission are welcome to apply.




TABLE OF CONTENTS

04 Why Come to BYU	14 International Requirements
06 The Honor Code	16 Financial Considerations
07 BYU Fun Facts	18 Graduate Student Society
08 Ecclesiastical Endorsements	20 Campus Life
09 Student Profiles	22 Application Terms & Deadlines
10 Application Requirements	26 Colleges & Departments
13 Class Profile & Acceptance Rate	27 Directory

Why Come to



Beneath the majestic Wasatch Mountains of Provo, UT, our graduate programs provide both secular and spiritual development in unique learning environments to students like you from over 100 countries. Our faculty members genuinely care about your personal and professional development. They offer world-class instruction, using cutting-edge pedagogical practices and technologies to challenge and expand your academic intellect. We encourage you to share your perspectives with our faculty and university administration and to build connections with our diverse student population.



REASONS TO CHOOSE THE ‘Y’

Here are some of the reasons that many current graduate students have chosen to complete their graduate education here at the ‘Y’.

- ◆ “Academics, as well as the ethics and moral standards held at BYU.”
- ◆ “Overall quality of the graduate program, university prestige as well as the cost of tuition and financial aid.”
- ◆ “Academics are competitive and are available for those who want to continue their studies in more competitive classes.”
- ◆ “Program quality and academic opportunities.”
- ◆ “The influence of university professors.”
- ◆ “Good networking and placement rates.”
- ◆ “Program reputation as well as financial aspects like affordable tuition.”
- ◆ “Scholarships/grant opportunities and the cheap cost of living.”
- ◆ “Funding sources for graduate school included teaching and research assistantship positions, student loans, working on campus, and scholarships.”

BYU’S MISSION

The mission of Brigham Young University—founded, supported, and guided by The Church of Jesus Christ of Latter-day Saints—is to assist individuals in their quest for perfection and eternal life. That assistance should provide a period of intensive learning in a stimulating setting where a commitment to excellence is expected and the full realization of human potential is pursued.

BYU’S AIMS


BYU seeks to develop students of faith, intellect, and character who have the skills and the desire to continue learning and to serve others throughout their lives.

These are the common aims of all education at BYU. Both those who teach in the classroom and those who direct activities outside the classroom are responsible for contributing to this complete educational vision. A BYU education should be

- ◆ Spiritually Strengthening
- ◆ Intellectually Enlarging
- ◆ Character Building
- ◆ Leading to Lifelong Learning and Service

THE HONOR CODE

Brigham Young University exists to provide an education in an atmosphere consistent with the ideals and principles of The Church of Jesus Christ of Latter-day Saints. That atmosphere is created and preserved through a commitment to conduct that reflects those ideals and principles. Members of the faculty, administration, staff, and student body at BYU are selected and retained from among those who voluntarily live these principles. Observance of such is a specific condition of employment and admission. Those individuals who are not members of The Church of Jesus Christ of Latter-day Saints are also expected to maintain the same standards of conduct, except church attendance. All who represent BYU are to maintain the highest standards of honor, integrity, morality, and consideration of others in personal behavior. By accepting admission and continuing class enrollment, individuals evidence their commitment to observe the Honor Code standards approved by the Board of Trustees “at all times and . . . in all places” (Mosiah 18:9).



The BYU Honor Code establishes principles of conduct that are to be upheld by all students at the University, and each applicant will be asked if they will abide by the Honor Code before they can be considered for admission to the university.

BYU FUN FACTS



BYU was founded in 1875.



BYU sits at an elevation of 4,533 feet.



BYU students consume more than 300,000 bottles of chocolate milk from the BYU Creamery each year.



BYU has four museums: the Museum of Art, the Museum of Peoples and Cultures, the Museum of Paleontology, and the Monte L. Bean Life Science Museum.



Forbes has called BYU the “#1 America’s Best Value Colleges” and the “best college in Utah.”



In the US News Rankings for 2022, ten BYU graduate programs ranked in the top 100, including the law school and the MBA program.



Y MOUNTAIN

Y Mountain Trail leads to a large block Y located 1.06 miles (1.71 km) from a parking area at the mountain’s base.

MULTICULTURAL FACTS

Countries Represented	102
States Represented	50
Bilingual Students	60%
Languages Spoken	121
Languages Taught	73

ECCLESIASTICAL ENDORSEMENTS

All applicants must complete the ecclesiastical endorsement application, which requires applicants to complete two interviews that are conducted by ecclesiastical or “religious” leaders. The interviews are designed to help applicants understand and commit to live by the BYU Honor Code.

The ecclesiastical endorsement process can be started at endorse.byu.edu.

All applicants are encouraged to complete the ecclesiastical endorsement process well in advance of their respective graduate program application deadlines to prevent possible delays in being considered for admission.

- ◆ LDS applicants are required to complete the ecclesiastical endorsement interview with both their bishop and a member of their stake presidency.
- ◆ Non-LDS applicants are required to complete the ecclesiastical endorsement interview with their own (or a local LDS) religious leader and an interview with the BYU Chaplain.
- ◆ Non-LDS international applicants, and any applicants in China, Iran, Iraq, or Saudi Arabia, should contact Graduate Admissions at (801) 422-5595 or by email at gadmission-intern@byu.edu for assistance in completing their endorsement application.



STUDENT PROFILES



SHARISSÉ POFF



MS, Electrical Engineering

I'm researching noninvasive glucose sensing (ways to monitor glucose levels for people with diabetes that don't require piercing the skin). I'm designing the circuit that will send current into the skin and allow us to measure the impedance.



MATT JOHNSON



Juris Doctorate (Law)

I research in the state and local tax deduction space, specifically about how the "local" part of that deduction impacts communities. The local side subsidizes wealthy communities while not subsidizing impoverished communities. My research is pushing for this idea of tax that really hasn't been explored.



KATH RICHARDS



MFA, Creative Writing

My research really is about romance and the vampire genre. Much literature for women generally is really looked down upon. Is it because it's less smart or less thoughtful, or is it because there's something wrong in society's perception of things that women like?



JEFF BURKE



MA, Chaplaincy

While I was on active duty, I just loved being around soldiers. That led me to want to be a spiritual leader for soldiers. A military chaplain provides spiritual care and support to service members in the unit. I think God developed me into the person that I need to be so that I can connect with these soldiers.



WARDA USMAN



PhD, Computer Science

I study secure technologies, people, and their mutual interactions. With so many people using internet, online safety, security, and privacy have become very important issues. I borrow theories from psychology, sociology, and other social sciences to design technologies that are easier to use.




MICHAEL VONGUNTEN



PhD, Neuroscience

My research project is studying opioids and THC. A lot of people that use drugs don't just use one kind of drug, but we don't really know how multiple drugs being in your system at once affects you differently than one drug at a time. The implications of my research are hopefully really far reaching.

APPLICATION REQUIREMENTS



Every applicant must meet the following minimum university requirements:

- ◆ Submit the online application by the published program deadline.
- ◆ Pay the \$50 non-refundable application fee.
- ◆ Agree to the Honor Code Commitment, and successfully complete the ecclesiastical endorsement.
- ◆ Receive at least a 3.00 grade-point average (GPA) from a regionally accredited university in the United States, or a comprehensive grade-point average of 3.00 from an equivalent university outside the United States.
- ◆ Provide evidence of having completed at least a bachelor's degree or higher with corresponding transcripts or academic records.

APPLICATION CHECKLIST

This checklist shows you the steps you need to complete your application process. To see university and department requirements for graduate admission, ecclesiastical endorsement requirements, and other details regarding the application process, please visit our Admissions Information page at <https://gradstudies.byu.edu/admissions>.

1 Apply: Fill out your online application found at gradstudies.byu.edu.

2 Endorsement: Obtain an ecclesiastical endorsement at endorse.byu.edu.

3 Transcripts and Degrees:

- a. Provide evidence of at least an equivalent of a four-year U.S. bachelor's degree, as indicated by an unofficial transcript or academic record for each institution attended.
- b. Applicants who are subsequently recommended for admission must submit official transcripts before they can register for classes, and applicants with international transcripts must initiate and complete a foreign credential evaluation report.

4 GPA: Self-report your final degree GPA as indicated on your transcript or academic record. International applicants must convert their raw GPA to a 4.0 scale.

5 Tests: Take the appropriate entrance test as required by your program of interest and have the official scores sent to BYU.

6 Letters of Recommendation: Request letters of recommendation from previous professors or professionals. Three letters are required for all programs (except MBA and EMBA which require 2).


7 Statement of Intent: Describe your educational and career objectives, and how graduate work will fit those goals.

8 Résumé and Other Documents: Check the Résumé Section of the application to see if your program requires a résumé. Complete any additional application materials that may be required.

F
A
L
L



2
0
2
3



Fall 2023 Admissions Statistics



2,895

Applicants



1,677

Accepted Students



58%

Acceptance Rate




OVERALL CLASS PROFILE

- Men 53%
- Women 47%
- Average Age 29
- Master's Students 2219
- Doctoral Students 1039
- Married Students 52%
- International Students 19%



INTERNATIONAL



ENGLISH PROFICIENCY REQUIREMENT

(NON-NATIVE ENGLISH SPEAKERS ONLY)

All non-native English speakers who are not otherwise exempt from this requirement are subject to providing evidence of sufficient English proficiency as part of the mandatory university requirements.* This constraint ensures that the student can meet the rigors of the academic expectations that will be placed on them and have a successful academic experience.

Students who are subject to this requirement must successfully obtain the minimum required scores for the following exams offered by the following companies including E3PT, TOEFL, IELTS, or Cambridge.

Upon having completed one of the aforementioned English tests, applicants are then advised to have their official scores sent electronically to BYU. Scores must be current within two years of the anticipated start of their program in order to be valid.



**Exempt from this requirement are non-native English speakers who are U.S. citizens or who have received their degree within the last two years from the U.S., Canada, the U.K., the Republic of Ireland, Australia, New Zealand, Barbados, Belize, Bermuda, Botswana, Canada Cook Islands, Grenada, Guyana, Jamaica, Lesotho, Malta, South Africa, Sierra Leone, Singapore, St. Kitts and Nevis, St. Lucia, Swaziland, or Zambia.*

INTERNATIONAL REQUIREMENTS

FINANCES

If you need a student visa in order to attend BYU, you will receive instructions on how to provide proof of adequate funds to the BYU International Student and Scholar Services (ISSS) office AFTER you are formally admitted to the university. (See “Cost of Attendance” [p. 17] to calculate the total required amounts per year.)

To demonstrate proof of funds, you’ll need to submit various documents, including personal funds, scholarships or loans, and/or financial sponsors. If you intend to use financial sponsors, you will need to complete and sign an Affidavit of Support with supporting documentation, such as official bank statements or proof of liquidated assets. If you’re using proof of income, the sponsor can choose to provide copies of tax returns or proof of employment clearly stating their annual salary or income.

Note: All supporting financial documents must be current within 6 months of submission and must include official English translations, the name of the account holder, and the date of issuance.

PASSPORTS AND VISAS

All international students must provide copies of the biographic pages of their current, unexpired passport (along with copies of the same for any dependents that will accompany them). You’ll submit these to the ISSS office AFTER you’re formally admitted into the university. Most international students at Brigham Young University are enrolled as F-1 visa holders, while their dependents are classified as F-2 visa holders. There are also a few international graduate students who are enrolled as J-1 visa holders, while their dependents are classified as J-2 visa holders. The ISSS will work with you to determine the relevant visa category and/or whether your current visa category, such as an H1B or TN visa, etc., is sufficient.

If you have any questions or want to learn more, visit our website at gradstudies.byu.edu.

FINANCIAL CONSIDERATIONS

\$8,096
Cost of LDS Full-Time Tuition

\$15,076
Cost of LDS Full-Time Marriott/Law

\$16,192
Cost of non-LDS Full-Time Tuition

\$30,152
Cost of non-LDS Full-Time Marriott/Law



SCHOLARSHIPS AND FUNDING

Furthering your education comes with significant sacrifice, and not having the means to pay for it can be a major obstacle when you're considering graduate school. Luckily, there are options to consider when pursuing graduate studies here at BYU. Many of our graduate departments offer generous funding opportunities in the form of teaching or research assistantships, in addition to tuition scholarships. These funding opportunities are limited, so we recommend you contact your graduate program for more information.

The Graduate Studies department also offers limited scholarship opportunities, including the following:

- ◆ The **Professional Presentation Awards (PPA)** comprises a \$500 USD award for presenting high-quality scholarly work at a conference. PPAs are awarded two times each year and are distributed within two months after the application deadline.
- ◆ **Belonging Fellowships** are available to new graduate students. Approximately 10 fellowships are awarded each year, providing \$2,000 each for master's students and \$3,000 each for PhD students. If you're a first-generation college student, you automatically qualify to apply for a fellowship during the Graduate Studies application process. For other students, graduate programs may nominate you to apply upon admission.
- ◆ **International Students Financial Aid & Scholarships** are available for non-US citizens (see iss.byu.edu/finances).
- ◆ And more! (See enrollment.byu.edu/scholarships for further information.)

2023–2024 COST OF ATTENDANCE

TWO SEMESTERS	GRADUATE	BUSINESS**/LAW
LDS Tuition Cost of Full-time tuition	\$8,096	\$15,076
Non-LDS Tuition Cost of Full-time tuition	\$16,192	\$30,152
Room and Board Including rent, utilities, and living expenses	\$15,368	\$15,368
Books and Supplies Cost varies depending on requirements for enrolled courses	\$1,040	\$2,296
Personal Expenses Includes BYU Health Insurance	\$4,520	\$4,520
Transportation Cost varies depending on method of transportation	\$3,520	\$3,520
Loan Fees	\$208	\$208
LDS Total*:	\$32,752	\$40,988
Non-LDS Total*:	\$40,848	\$56,064

*For each dependent \$2,100 will be added to the amount.

**Marriott School of Business includes MISM, MAcc, MBA, EMBA, MPA, and EMPA.



BYU GRADUATE
STUDENT
SOCIETY



GRADUATE STUDENT SOCIETY

By default, all graduate students are members of the GSS for the duration of their study at BYU.

The Graduate Student Society (GSS) has been established to enrich, enhance, and encourage your graduate school experience by providing opportunities for intellectual growth, professional development, spirituality, and social interaction.

The GSS Council, partnering with Graduate Studies, helps graduate students voice their needs and concerns and emphasizes their scholarly and creative contributions. For example, the GSS oversees the distribution of Professional Presentation Awards (PPAs), which enable graduate students present their scholarly and creative work at important conferences and events within their disciplines.

The GSS also encourages social interaction among the student population. Social events with the highest attendance include the graduate fall barbeque, the fall and winter workshops, the Faith & Scholarship Symposium, the Women Faculty & Student Forum, and the Closing Social. Participating in GSS activities is a great way to get involved in graduate student affairs and to impact your own and other students' graduate experience.



CONNECT WITH GRADUATE STUDIES



INSTAGRAM
@byugradstudies




YOUTUBE
BYUGraduateStudies

Chat with GSS on Instagram and Facebook:

@byugraduatestudentsociety
facebook.com/byugss



FACEBOOK
@byugraduatestudies



CAMPUS

Profile

ON-CAMPUS MARRIED HOUSING

Wyview Park

Wyview Park comprises 30 three-story apartment buildings in the northwest corner of campus. The buildings have attractive landscaping with lawn and playground areas, and apartments are furnished with blinds, a gas stove and oven, a family-sized refrigerator, and a garbage disposal. If you would like to tour an apartment, please visit the Wyview Park Office located in the Wyview Park Multi-Purpose Building or call (801) 422-9203 during office hours. Tours are subject to apartment availability.

Wymount Terrace

On the northeast side of campus, Wymount Terrace comprises South Wymount (24 three-story apartment buildings) and North Wymount (48 two-story apartment buildings). Apartments are furnished with blinds, a gas or electric stove and oven, a family-sized refrigerator, and a garbage disposal. If you would like to tour an apartment, please visit the Wymount Terrace Office at the Wymount Terrace Multi-Purpose building or call (801) 422-2549 during office hours. Tours are subject to apartment availability.

OFF-CAMPUS HOUSING

Information can be found at housing.byu.edu or by calling (801) 422-1513.

PARKING

BYU has reserved parking for graduate students (“G” lots). You can also park in designated G & Y (undergraduate) lots when space is available. If you’re enrolled in a minimum of two credit hours, you can purchase parking privileges using the following steps: Log in to MyBYU and click Campus Links > Miscellaneous > Parking Registration. You’ll need your license plate and vehicle registration number, as well as a BYU NetID. For more information, visit security.byu.edu/parking-services.

HEALTH CENTER

All graduate students may utilize services at the BYU Student Health Center, which is located at 1750 North Wymount Terrace Dr., Provo, on the northeast corner of campus. The Health Center’s amenities include multiple general physicians, a pharmacy, an urgent care facility, laboratory services, radiology, physical therapy, and more.

DEVOTIONALS AND FORUMS

BYU students and community members can listen to the weekly devotional or forum given every Tuesday at 11:05 am in the Marriott Center. Devotionals are typically given by BYU faculty members or leaders of The Church of Jesus Christ of Latter-day Saints, while forums are given by industry leaders.

DID YOU KNOW?

- BYU has won a total of 12 NCAA national titles and two National Invitation Tournament Basketball Titles.
- Provo was voted the #2 Best Place to Live in America in 2018.
- Seven ski resorts are within a one-hour driving distance from BYU campus.
- The Princeton Review has named BYU the #1 “Stone-Cold Sober School” (now “Cancel the Keg”) for 24 years straight.

Application Terms and Deadlines

Department	Program	Degree	Semester/Term Deadlines				Required Tests	
			Fall	Winter	Spring	Summer		
ACCOUNTANCY soa@byu.edu • https://marriottschool.byu.edu/acc/	Professional Accountancy	MAcc	1 Mar					
	Tax	MAcc	1 Mar					
ANTHROPOLOGY anthropology@byu.edu • https://anthropology.byu.edu/	Anthropology	MA	1 Feb					
	Museum Practices*	Cert.	1 Apr					
	*Students must be admitted to a BYU graduate program to apply to the Museum Practices certificate.							
ART gradvisualarts@byu.edu • https://art.byu.edu/	Studio Art	MFA	1 Feb					
	Art Education	MA	1 Feb					
BIOLOGY biogradmanager@byu.edu • https://biology.byu.edu/biology/	Biological Science Education	MS	15 Jan					
	Biology	MS	15 Jan					
		PhD	15 Jan					
BUSINESS ADMINISTRATION mba@byu.edu • https://marriottschool.byu.edu/mba/	Business Administration	MBA	1st Round	1 May		GMAT or GRE		
			2nd Round, Priority Intl.	15 Jan				
			3rd Round, Final Intl.	1 Mar				
			Final Domestic	1 May				
	emba@byu.edu • https://marriottschool.byu.edu/emba/	Executive MBA	MBA	1st Round	1 May		GMAT or GRE	
				2nd Round	15 Jan			
				3rd Round	1 Mar			
				Final	1 May			
CELL BIOLOGY & PHYSIOLOGY cell@byu.edu • https://cell.byu.edu/	Cell Biology & Physiology	MS	15 Feb					
		PhD	15 Jan					
CENTER FOR LANGUAGE TEACHING slatma@byu.edu • http://cls.byu.edu/programs/slat/	Professional Language	MA	1 Feb					
	Second Language Teaching	MA	1 Feb					
CHEMICAL ENGINEERING cheme@byu.edu • https://www.chem.byu.edu/	Chemical Engineering	MS	15 Jan	15 Jun	15 Oct			
		PhD	Priority	15 Dec	15 Jun	15 Oct		
			Final	15 Jan				
CHEMISTRY & BIOCHEMISTRY chemgradsec@chem.byu.edu • https://www.chem.byu.edu/	Biochemistry	MS	14 Jan					
		PhD	14 Jan					
	Chemistry	MS	14 Jan					
		PhD	14 Jan					
CIVIL & CONSTRUCTION ENGINEERING cce@byu.edu; krisbess@byu.edu • https://ceen.byu.edu/	Civil Engineering	MS	15 May	15 Sep		GRE and TOEFL		
		PhD	15 May	15 Sep		GRE and TOEFL		
	Construction Engineering Management	MS	15 May	15 Sep		GRE and TOEFL		
COMMUNICATION DISORDERS beth_nisar@byu.edu • https://education.byu.edu/comd/	Communication Disorders	MS	15 Jan					

Department	Program	Degree	Semester/Term Deadlines				Required Tests	
			Fall	Winter	Spring	Summer		
COMMUNICATIONS debby_jackson@byu.edu • https://comms.byu.edu/	Mass Communications	MA	Priority	31 Mar			GRE	
			Final	30 Apr			GRE	
COMPARATIVE ARTS & LETTERS comparativestudies@byu.edu • https://cal.byu.edu/	Comparative Studies	MA		15 Feb				
COMPUTER SCIENCE graduate@cs.byu.edu • https://cs.byu.edu/	Computer Science	MS		15 Dec				
		PhD		15 Dec				
COUNSELING PSYCHOLOGY & SPECIAL EDUCATION diane_hancock@byu.edu • https://education.byu.edu/cpse/	Special Education	MS		15 Feb				
	Counseling Psychology	PhD		2 Jan				
	School Psychology	EdS		15 Dec				
EDUCATIONAL INQUIRY, MEASUREMENT & EVALUATION eime@byu.edu • https://education.byu.edu/eime/	Educational Inquiry, Measurement, & Evaluation	PhD		1 Feb			GRE	
EDUCATIONAL LEADERSHIP & FOUNDATIONS dlfsec@byu.edu • https://education.byu.edu/edlf/	Educational Leadership	MEd						
	Education Policy Studies	The Education Policy Studies (MEd) program is undergoing redesign and won't be accepting applicants 2024-2025.						
	School Leadership				15 Feb			
	Educational Leadership*	EdD				1 May	GMAT, GRE or LSAT	
	*Educational Leadership doctoral applicants are only admitted during even-numbered years.							
ELECTRICAL & COMPUTER ENGINEERING grad@ee.byu.edu • https://ece.byu.edu/	Electrical & Computer Engineering	MS		15 Jan	15 Aug		GRE	
		PhD		15 Jan	15 Aug		GRE	
	IT & Cybersecurity	MS		15 Jan	15 Aug		GRE	
ENGLISH gradenglish@byu.edu • https://english.byu.edu/	Creative Writing	MFA		15 Jan				
	English	MA		15 Jan				
EXERCISE SCIENCES maggie_shibla@byu.edu • https://exsc.byu.edu/	Exercise Sciences	MS		1 Feb			GRE	
		PhD		1 Feb			GRE	
	Athletic Training	MAT		1 Feb				
		MAT (integrated)		1 Feb				
FAMILY LIFE mfhdgrad@byu.edu • https://familylife.byu.edu/ mftptsec@byu.edu • https://familylife.byu.edu/	Marriage, Family, & Human Development	MS		10 Jan				
		PhD		10 Jan				
	Marriage & Family Therapy	MS		1 Dec				
		PhD		1 Dec				
GEOLOGICAL SCIENCES geology@byu.edu • http://geology.byu.edu/	Geology	MS		1 Feb			GRE	
INFORMATION SYSTEMS mism@byu.edu • https://marriottschool.byu.edu/infosys/	Information Systems Management	MISM		1 Mar			GMAT	
INSTRUCTIONAL PSYCHOLOGY & TECHNOLOGY ipt@byu.edu • https://education.byu.edu/ipt/	Instructional Psychology & Technology	MS		15 Jan		15 Jan	GRE (optional)	
		PhD		15 Jan		15 Jan	GRE	
IRA A. FULTON COLLEGE OF ENGINEERING sotadmin@byu.edu • https://sot.byu.edu/graduate-studies/	Technology & Engineering Education	MS		1 Mar	1 Sep	1 Feb	1 Feb	GRE

Department	Program	Degree	Semester/Term Deadlines				Required Tests
			Fall	Winter	Spring	Summer	
J. REUBEN CLARK LAW SCHOOL admissions@law.byu.edu • https://law.byu.edu/ mottL@law.byu.edu (for LLM info requests only)	Comparative Law	LLM	31 Dec				TOEFL iBT or equivalent
	Law	JD	1 May				LSAT or GRE
LINGUISTICS linguistics@byu.edu • https://linguistics.byu.edu/	Linguistics	MA	15 Feb				GRE (optional); TOEFL required for non-native English speakers
	TESOL	MA	15 Feb				GRE (optional); TOEFL required for non-native English speakers
MANUFACTURING ENGINEERING mfgenadmin@byu.edu • https://sot.byu.edu/graduate-studies/	Manufacturing Engineering	MS	15 Feb	15 Sep	15 Feb		GRE
MATHEMATICS gradschool@math.byu.edu • https://math.byu.edu/	Mathematics	MS	15 Jan	15 Sep	15 Jan	15 Jan	
		PhD	15 Jan	15 Sep	15 Jan	15 Jan	
MATHEMATICS EDUCATION office@mathed.byu.edu • https://mathed.byu.edu/	Mathematics Education	MS	1 Mar		1 Mar		GRE
MECHANICAL ENGINEERING mecheng@byu.edu	Mechanical Engineering	MS	15 Jan	1 Sep			GRE
		PhD	15 Jan	1 Sep			GRE
MICROBIOLOGY & MOLECULAR BIOLOGY mmbiodept@byu.edu • https://mmbio.byu.edu/mmbio-grads/	Microbiology & Molecular Biology	MS	15 Jan				
		PhD	15 Jan				
MUSIC musicgraduate@byu.edu • https://music.byu.edu/	Music Composition	MM	1 Dec				GEE
	Conducting	MM	1 Dec				GEE
	Performance	MM	1 Dec				GEE
	Music Education	MM	1 Dec				GEE
		MA	1 Dec				GEE
	Musicology	MA	1 Dec				GEE
NEUROSCIENCE neuroscience@byu.edu • https://neuroscience.byu.edu/	Neuroscience	MS	15 Jan	15 Jan		15 Jan	
		PhD	15 Jan	15 Jan		15 Jan	
NURSING nursing_graduate@byu.edu • https://nursing.byu.edu/	Nursing	MS	1 Mar				
NUTRITION, DIETETICS, & FOOD SCIENCE james_lecheminant@byu.edu • https://ndfs.byu.edu/	Food Science	MS	15 Jan	30 Jun	15 Jan	15 Jan	GRE, GMAT, MCAT, or another equivalent standardized exam
	Nutritional Science & Dietetics*	MS	15 Jan	30 Jun	15 Jan	15 Jan	
	*Dietetics specialty does not admit in Winter						
PHYSICS & ASTRONOMY graduatesecretary@physics.byu.edu • https://physics.byu.edu/	Physics	MS	15 Jan				
		PhD	15 Jan				
	Physics & Astronomy	PhD	15 Jan				
PLANT & WILDLIFE SCIENCES pws-grad-secretary@byu.edu • https://pws.byu.edu/	Environmental Science	MS	1 Feb				GRE
	Genetics & Biotechnology	MS	1 Feb				GRE
	Wildlife & Wildlands Conservation	MS	1 Feb				GRE
		PhD	1 Feb				GRE
PSYCHOLOGY rachelle.gunderson@byu.edu • https://psychology.byu.edu/	Clinical Psychology	PhD	1 Dec				
	Psychology	PhD	1 Dec				

Department	Program	Degree	Semester/Term Deadlines				Required Tests
			Fall	Winter	Spring	Summer	
PUBLIC HEALTH mph@byu.edu • https://ph.byu.edu/mph/	Public Health	MPH	1 Feb				
	RELIGIOUS EDUCATION adam_hellewell@byu.edu • https://religion.byu.edu/						
	† Religious Education*	MA	1 Dec				GRE
	Chaplaincy	MA	1 Dec				GRE
*Religious Education applicants are only admitted during even-numbered years.							
†Only Seminary and Institute employees are eligible to apply.							
ROMNEY INSTITUTE OF PUBLIC SERVICE & ETHICS mpa@byu.edu • https://marriottschool.byu.edu/mpa/							
	Public Administration	MPA	15 Jan				
	Executive MPA	MPA	15 Jan				
SOCIAL WORK msw@byu.edu • https://socialwork.byu.edu/							
	Social Work	MSW	15 Jan				
SOCIOLOGY margaret_mccabe@byu.edu • https://sociology.byu.edu/							
	Sociology	MS	15 Jan				
SPANISH & PORTUGUESE spanportgraduate@byu.edu • https://spanport.byu.edu/							
	Portuguese	MA	1 Feb				GRE Test of English (CAE, E3PT, IELTS, or TOEFL for non-native English speakers only)
	Spanish	MA	1 Feb				GRE Test of English (CAE, E3PT, IELTS, or TOEFL for non-native English speakers only)
STATISTICS graduate@stat.byu.edu • https://statistics.byu.edu/							
	Statistics	MS	1 Feb				GRE
		MS (integrated)	1 Feb				GRE
TEACHER EDUCATION tedgradsec@byu.edu • https://education.byu.edu/ted/graduate/							
	Teacher Education*	MA	1 Feb				
*Teacher Education applicants are only admitted during even-numbered years.							

Please see the Degree Programs page on the Graduate Studies website for more information.

COLLEGES & DEPARTMENTS

DAVID O. MCKAY SCHOOL OF EDUCATION

- Communication Disorders
- Counseling Psychology & Special Education
- Educational Inquiry, Measurement, & Evaluation Interdisciplinary Program
- Educational Leadership & Foundations
- Instructional Psychology & Technology
- Teacher Education

IRA A. FULTON COLLEGE OF ENGINEERING

- Chemical Engineering
- Civil & Construction Engineering
- Electrical & Computer Engineering
- Manufacturing Engineering
- Mechanical Engineering
- Technology & Engineering Education

COLLEGE OF FAMILY, HOME, & SOCIAL SCIENCES

- Anthropology
- School of Family Life
- Psychology
- School of Social Work
- Sociology

COLLEGE OF FINE ARTS & COMMUNICATIONS

- Art
- School of Communications
- School of Music
- Theatre & Media Arts

J. REUBEN CLARK LAW SCHOOL

COLLEGE OF HUMANITIES

- Center for Language Studies
- Comparative Arts & Letters
- English
- Linguistics
- Spanish & Portuguese

COLLEGE OF LIFE SCIENCES

- Biology
- Cell Biology & Physiology
- Exercise Sciences
- Microbiology & Molecular Biology
- Neuroscience
- Nutrition, Dietetics, & Food Science
- Plant & Wildlife Sciences
- Public Health

MARRIOTT SCHOOL OF BUSINESS

- School of Accountancy
- Business Administration
- Information Systems
- Public Service & Ethics

COLLEGE OF NURSING

COLLEGE OF PHYSICAL & MATHEMATICAL SCIENCES

- Chemistry & Biochemistry
- Computer Science
- Geological Sciences
- Mathematics
- Mathematics Education
- Physics & Astronomy
- Statistics

RELIGIOUS EDUCATION

DIRECTORY



Campus Tours.....	(801) 422-4678
Financial Aid Office.....	(801) 422-4104
Graduate Studies	(801) 422-4091
Health Center	(801) 422-2771
Housing — On-Campus	(801) 422-2611
Housing — Off-Campus	(801) 422-1513
Multicultural Student Services.....	(801) 422-3065
Parking Services.....	(801) 422-3906
Registrar’s Office	(801) 422-4530
Student Employment.....	(801) 422-3561
Student Financial Services.....	(801) 422-4701
Tuition Office.....	(801) 422-4104





www.gradstudies.byu.edu

BYU Graduate Studies
Former Presidents' Home
Provo, UT, 84602

801-422-4091
gradstudies@byu.edu