



CREATE


Couple Relationships and Transition Experiences

1702 couples participated in Wave 2 of the CREATE Study

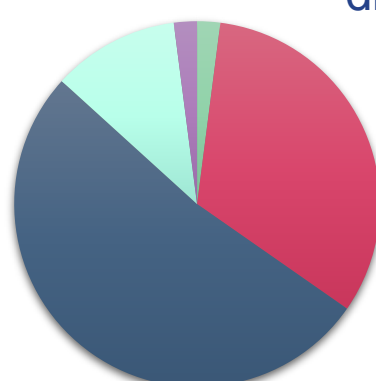
Marital Quality



- 89% Say that their marriage is among their top priorities
- 70% Say they are satisfied with their relationship
- 53% Have thought at some point that their marriage might be in trouble



How often couples disagree



- Never
- Rarely
- Sometimes
- Often
- Very often

Marital Context & Transitions



58% Have children

360 Babies born



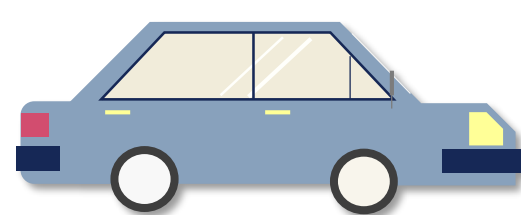
17% Got a new pet

7% Had fertility challenges



43% Took on additional financial obligations

21% Moved to a different residence



Health



61%

Engaged in regular physical activity

6.5

Average hours of sleep a night



85%

Felt their health was generally good



16%

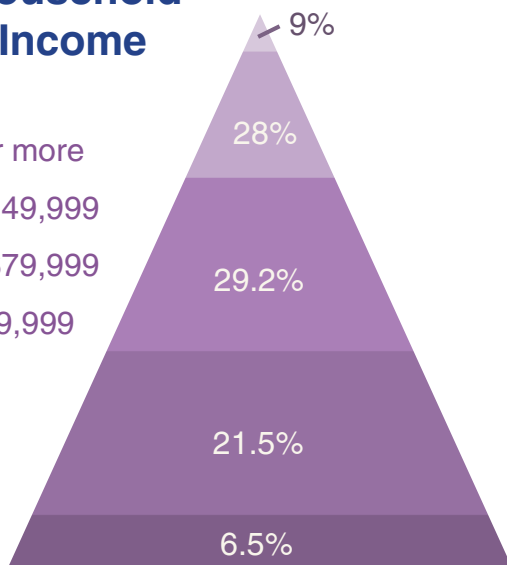
Of individuals experienced high depressive symptoms

Most commonly reported physical health symptoms: 1 Muscle Soreness 2 Backaches 3 Headaches

Education & Employment

Household Income

- \$150,000 or more
- \$80,000 – 149,999
- \$50,000 – 79,999
- \$20,000-\$49,999
- \$0-\$19,999



35%

Had a change in their financial state

66%

Of couples are dual income

91%

Work 30+ hrs/wk



29%

Of working individuals regularly save money from each paycheck

67%

Have worried about their financial situation

13%

Are currently pursuing education



Daily Media Use

